

Specifications

Model	ZX-135/70	
Measurements	Metric	US
Working height maximum*	43.15 m	141 ft
Platform height maximum	41.15 m	135 ft
Horizontal reach max - riser extended	18.03 m	59 ft 2 in
Horizontal reach max - riser retracted	21.26 m	69 ft 9 in
Up and over clearance maximum -		
riser extended	23.01 m	75 ft 6 in
riser retracted	9.91 m	32 ft 6 in
Below ground reach	5.87 m	19 ft 3 in
▲ Platform length - 8 ft / 6 ft model	0.91 m / 0.76 m	3 ft / 2 ft 6 in
▲ Platform width - 8 ft / 6 ft model	2.44 m / 1.83 m	8 ft / 6 ft
▲ Height - stowed	3.09 m	10 ft 1.5 in
▲ Length - stowed	12.93 m	42 ft 5 in
▲ Width - axles extended	3.94 m	12 ft 11 in
Width - axles retracted	2.49 m	8 ft 2 in
▲ Wheelbase - axles extended	4.11 m	13 ft 6 in
Wheelbase - axles retracted	4.11 m	13 ft 6 in
▲ Ground clearance - center	0.38 m	1 ft 3 in

Productivity

Lift capacity	272 kg	600 lbs
Platform rotation	160°	160°
Vertical jib rotation	110°	110°
Turntable rotation	360° continuous	
Turntable tailswing - axles extended riser up	0.81 m	2 ft 8 in
Turntable tailswing - riser down	4.29 m	14 ft 1 in
Drive speed - stowed	4.8 km/h	3.0 mph
Drive speed - raised**	1.1 km/h	0.68 mph
Lift speed to full height	96 sec	96 sec
Gradeability - stowed***	45%	45%
Inside turning radius - axles extended	2.90 m	9 ft 6 in
Inside turning radius - axles retracted	8.03 m	26 ft 4 in
Outside turning radius - axles extended	6.17 m	20 ft 3 in
Outside turning radius - axles retracted	9.96 m	32 ft 8 in
Controls	12 V DC proportional	
Tyres	445/65 D22.5 18 ply foam-filled	

Power

Power source Deutz Stage IIIA Diesel TD 2011 L04i 4-cylinder turbo diesel, 55 kW (74 hp)
 Deutz Stage IIIB Diesel TD 2.9 L4 4-cylinder turbo diesel, 55 kW (74 hp)

Auxiliary power unit	12 V DC	12 V DC
Hydraulic tank capacity	246.1 L	65 gal
Fuel tank capacity	151.4 L	40 gal

Sound & Vibration Levels

Sound pressure level (ground workstation)	85 dBA	85 dBA
Sound pressure level (platform workstation)	74 dBA	74 dBA
Vibration	<2.5 m/s ²	<8 ft 2 in/s ²

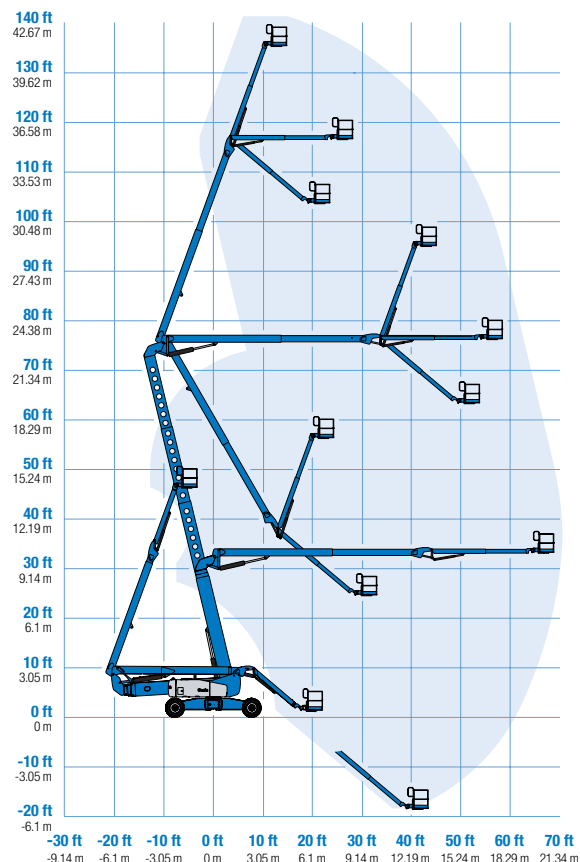
Weight****

CE	21,092 kg	46,500 lbs
----	-----------	------------

Standards Compliance

EU Directives: 2006/42/EC - Machinery
 Directive - Harmonized Standards:
 EN280; 2004/108/EC (EMC);
 2000/14/EC (Outdoor Noise)

Range Of Motion ZX-135/70

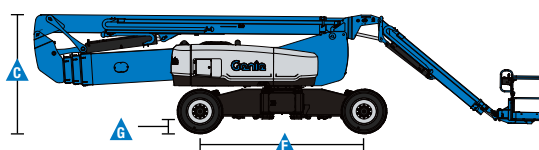
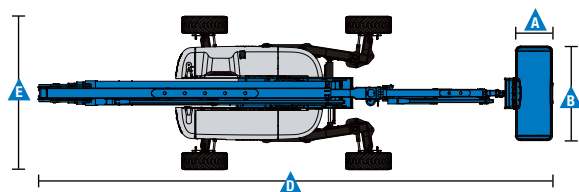


* The metric equivalent of working height adds 2 m to platform height. U.S. adds 6 ft to platform height.

** In lift mode (platform raised), the machine is designed to be operated on firm, level surfaces only.

*** Gradeability applies to driving on slopes. See operator's manual for details regarding slope ratings.

**** Weight will vary depending on options and/or country standards



Features

Standard Features

Measurements

- 43.15 m (141 ft) working height
- 21.26 m (69 ft 9 in) horizontal reach
- 23.01 m (75 ft 6 in) up and over clearance
- Up to 272 kg (600 lbs) lift capacity
- 3.66 to 6.10 m (12 to 20 ft) Jib-Extend™

Productivity

- Mini Xchassis™ extendable axles
- Self-levelling platform
- Hydraulic platform rotation
- Thumb rocker steering
- Proportional joystick controls
- Telematics-Ready Connector
- On board full diagnostics and engine monitoring display
- Hydraulic oil cooler
- Drive enable
- Chassis tilt drive function cut-out
- AC power cord to platform
- Horn
- Hour meter
- Tilt alarm
- Descent, motion, & travel alarms
- Flashing beacon
- 360° continuous turntable rotation
- Four wheel high angle steer
- Four steering modes: front, rear, crab and coordinated
- Four wheel brakes
- Full-time positive traction 4WD
- Adjustable foot switch timeout
- Two speed wheel motors
- Configurable controls to limit lift height to 27.74 m (91 ft)
- Engine status display
- Dual parallelogram for vertical wall tracking
- Lift Guard™ Contact Alarm

Power

- 12 V DC auxiliary power
- Engine protection package
- Deutz intake air heater
- Swing out engine tray

Easily Configured To Meet Your Needs

Platform Options

- Steel 2.44 m (8 ft) tri-entry with side swing gate (standard)
- Steel 1.83 m (6 ft) dual entry with side swing gate

Jib

- 3.66 to 6.10 m (12 to 20 ft) Jib-Extend™

Engine Options


- Deutz Stage IIIA turbo diesel, 55 kW (74 hp)
- Deutz Stage IIIB turbo diesel, 55 kW (74 hp)

Drive/Steer

- 4 x 4 (standard)
- 4 wheel steer (standard)

Tyre Options

- Rough terrain foam-filled (standard)



Options & Accessories

Productivity Options

- Half-mesh platform inserts
- Platform auxiliary top rail (on 2.44 m (8ft) platform only)
- Air line to platform ⁽¹⁾
- Power to platform: plug, socket, with optional Residual-current Circuit Breaker with Overcurrent protection
- Work lights package (2 on chassis, 2 on platform) ⁽¹⁾
- Dual axis joystick steering ⁽¹⁾
- Biodegradable hydraulic oil
- Hostile environment kit ⁽¹⁾: cylinder bellows, boom wiper seals, platform and ground control box covers
- Deluxe hostile environment kit ⁽¹⁾ adds to basic kit center turntable shield, ring gear guard, tail pipe guard, engine cover flaps and air pre-cleaner
- Track & Trace ⁽²⁾ (GPS unit providing machine location & operating information)
- Chassis tilt lift function cut-out (software setting)
- Lockable platform control box covers
- Operator Protective Structure ⁽³⁾
- Tool Tray ⁽³⁾
- Fall Arrest Bar ⁽³⁾

Power Options

- AC generator, 110V/60Hz or 220V/50Hz, 3000W, hydraulically driven
- Diesel air intake pre-cleaner ⁽¹⁾
- Diesel catalytic scrubber muffler (Stage IIIA engine only) ⁽¹⁾
- Low temperature cut-out module
- EMEAR Cold Start kit: Inc. Engine heater & battery charger

⁽¹⁾ Factory-fit option only

⁽²⁾ Includes a first 2 years subscription

⁽³⁾ Aftermarket only