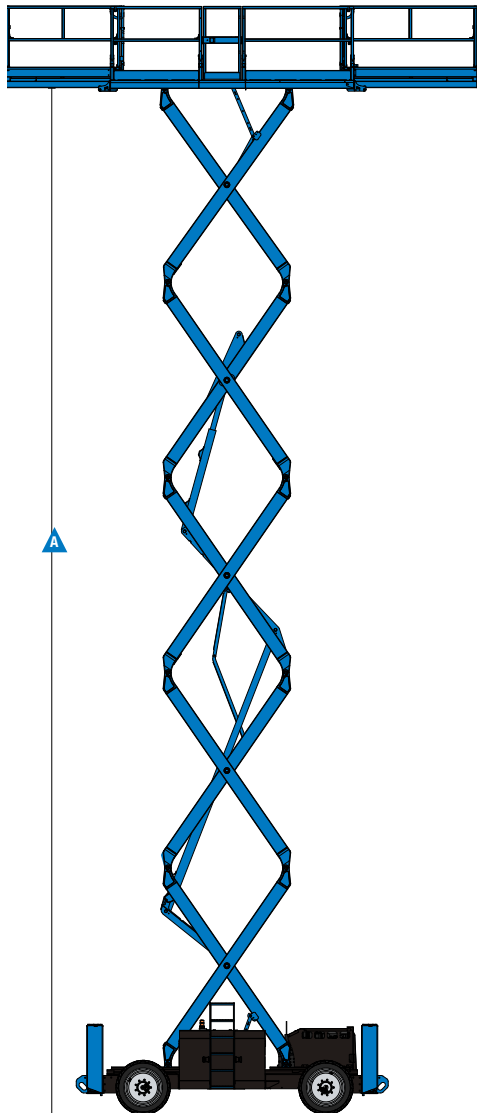
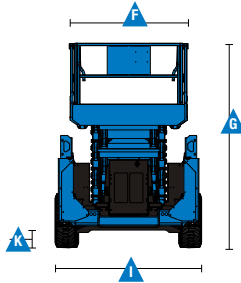
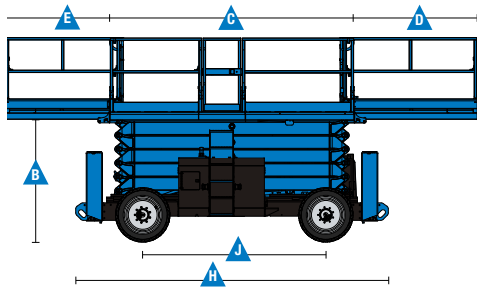


# Self-Propelled Scissor Lifts

## GS™ -3384 RT

### Specifications



| Model  | GS-3384 RT |                |
|--|------------|----------------|
| Measurements                                       | Metric     | US             |
| Working height maximum*                            | 11.94 m    | 39 ft 2 in     |
| <b>A</b> Platform height maximum                   | 9.94 m     | 32 ft 6 in     |
| <b>B</b> Platform height - stowed**                | 1.55 m     | 5 ft 1 in      |
| <b>C</b> Platform length outside:                  | 3.98 m     | 13 ft .5 in    |
| extended - single deck                             | 5.34 m     | 17 ft 6.25 in  |
| extended - dual deck                               | 6.57 m     | 21 ft 6.5 in   |
| extended - super deck                              | 7.38 m     | 24 ft 2.5 in   |
| <b>D</b> Slide-out platform extension deck - front | 1.52 m     | 5 ft           |
| <b>E</b> Slide-out platform extension deck - rear  | 1.22 m     | 4 ft           |
| <b>F</b> Platform width - outside                  | 1.83 m     | 6 ft           |
| <b>G</b> Height - stowed: folding guardrails       | 2.68 m     | 8 ft 9.5 in    |
| rails lowered                                      | 2.0 m      | 6 ft 6.75 in   |
| <b>H</b> Length - stowed: single deck              | 3.94 m     | 12 ft 11.25 in |
| dual deck  | 3.98 m     | 13 ft 5 in     |
| super deck   | 4.81 m     | 15 ft 9.5 in   |
| with outriggers                                    | 4.88 m     | 16 ft          |
| Length - extended: single deck                     | 5.40 m     | 17 ft 9 in     |
| dual deck  | 6.57 m     | 21 ft 6.5 in   |
| super deck   | 7.38 m     | 24 ft 2.5 in   |
| <b>A</b> Width                                     | 2.13 m     | 7 ft           |
| <b>J</b> Wheelbase                                 | 2.84 m     | 9 ft 4 in      |
| <b>K</b> Ground clearance - center                 | 0.33 m     | 13 in          |

### Productivity

|                                   |                                     |              |
|-----------------------------------|-------------------------------------|--------------|
| Maximum platform occupancy        | 7                                   | 7            |
| Lift capacity                     | 1,134 kg                            | 2,500 lbs    |
| ift capacity - extension deck     | 227 kg                              | 500 lb       |
| Drive height                      | full height                         | full height  |
| Drive speed - stowed              | 6.4 km/h                            | 4.0 mph      |
| Drive speed - raised              | 1.1 km/h                            | 0.7 mph      |
| Gradeability - stowed***          | 50%                                 | 50%          |
| Maximum outrigger levelling****   | 7°(front to back)/12°(side to side) |              |
| Turning radius - inside           | 3.09 m                              | 10 ft 1.5 in |
| Turning radius - outside          | 5.94 m                              | 19 ft 6 in   |
| Raise/lower speed                 | 45/29 sec                           | 45/29 sec    |
| Controls                          | proportional                        | proportional |
| Drive                             | four wheel                          | four wheel   |
| Tyres - foam-filled rough terrain | 25 x 79 cm                          | 10 x 31 in   |

### Power

|                           |   |         |
|---------------------------|---|---------|
| Power source              | Deutz D2011L03i 3 cylinder diesel<br>36 kW (49 hp) air cooled |         |
| Auxiliary Power unit      | 12 V DC   | 12 V DC |
| Fuel tank capacity        | 113.6 L   | 30 gal  |
| Hydraulic system capacity | 113.6 L   | 30 gal  |

### Sound & Vibration Levels

|   |                       |                          |                       |                          |
|---|-----------------------|--------------------------|-----------------------|--------------------------|
| Sound pressure level (ground workstation)   | 88 dBA                | 88 dBA                   | 88 dBA                | 88 dBA                   |
| Sound pressure level (platform workstation) | 78 dBA                | 78 dBA                   | 78 dBA                | 78 dBA                   |
| Vibration                                   | <2.5 m/s <sup>2</sup> | 8 ft 2 in/s <sup>2</sup> | <2.5 m/s <sup>2</sup> | 8 ft 2 in/s <sup>2</sup> |

### Weight\*\*\*\*\*

|   |            |            |
|---|------------|------------|
| CE base machine   | 5,445 kg   | 12,002 lbs |
| The basic unit has the single extension deck, diesel motor, no outriggers, foam-filled or non-marking tyres, CE link guard and CE load sense. |            |            |
| Unit weight modifiers for options   |            |            |
| Outriggers*****   | add 760 kg | 1,675 lbs  |
| Dual Extension decks  | add 356 kg | 784 lbs    |
| Super decks   | add 411 kg | 906 lbs    |
| Generator   | add 48 kg  | 105 lbs    |

### Standards Compliance

EU Directives: 2006/42/EC - Machinery (harmonized standard EN280); 2004/108/EC (EMC); 2000/14/EC (Outdoor Noise)

\* The metric equivalent of working height adds 2 m to platform height.

\*\* Based on RT tyres. Deduct 5.08 cm (2 in) for non-marking tyres.

\*\*\* Gradeability applies to driving on slopes. See operator's manual for details regarding slope ratings.


\*\*\*\* Outriggers are optional.

\*\*\*\*\* Weight will vary depending on options and/or country standards.

### Features

| Standard Features   | Easily Configured To Meet Your Needs   | Options & Accessories   |
|---|--|---|
| <p><b>Measurements</b></p> <ul style="list-style-type: none"> <li>• 11.94 m (39 ft 2 in) working height</li> <li>• Up to 1,134 kg (2,500 lbs) lift capacity</li> </ul> <p><b>Productivity</b></p> <ul style="list-style-type: none"> <li>• Diamond plate deck</li> <li>• Replaceable aluminum deck</li> <li>• Folding guardrails</li> <li>• Two self-closing full-height swing gates</li> <li>• Proportional lift and drive</li> <li>• Onboard diagnostic system</li> <li>• Hydraulic oil cooler</li> <li>• AC power to platform</li> <li>• Positive traction control</li> <li>• Four-wheel braking</li> <li>• Tilt level sensor with audible alarm</li> <li>• Descent alarm</li> <li>• Dual Flashing LED beacons</li> <li>• Horn</li> <li>• Hour meter</li> <li>• Telematics-Ready Connector</li> </ul> <p><b>Power</b></p> <ul style="list-style-type: none"> <li>• All engines are emissions compliant</li> <li>• 12V DC auxiliary power</li> <li>• Slide-out engine tray</li> </ul> | <p><b>Platform Options</b></p> <ul style="list-style-type: none"> <li>• 3.98 x 1.83 m (13 ft 0.5 in x 6 ft) steel frame platform (standard)</li> <li>• 1.52 m (5 ft) slide-out extension deck (standard)</li> <li>• Dual slide-out platform extension deck package<sup>(1)</sup>, 1.52 m (5 ft) front and 1.22 m (4 ft) rear (optional)</li> <li>• 7.38 m (24 ft 2.5 in) super deck platform extension package<sup>(1,2)</sup> (optional)</li> </ul> <p><b>Outrigger Options</b></p> <ul style="list-style-type: none"> <li>• Automatic levelling hydraulic outriggers<sup>(1)</sup></li> <li>• No outriggers (standard)</li> </ul> <p><b>Engine</b></p> <ul style="list-style-type: none"> <li>• Deutz diesel 36 kw (49 hp)</li> </ul> <p><b>Drive</b></p> <ul style="list-style-type: none"> <li>• 4 x 4</li> </ul> <p><b>Axle</b></p> <ul style="list-style-type: none"> <li>• Non oscillating</li> </ul> <p><b>Tyre Options</b></p> <ul style="list-style-type: none"> <li>• Foam-filled rough terrain (standard)</li> <li>• Foam-filled, non-marking rough terrain</li> </ul> | <p><b>Productivity Options</b></p> <ul style="list-style-type: none"> <li>• Air line to platform</li> <li>• Power to platform: plug, socket, with optional Residual-current Circuit Breaker with Overcurrent protection</li> <li>• Biodegradable hydraulic oil</li> <li>• Track &amp; Trace<sup>(3)</sup> (GPS unit providing machine location &amp; operating information)</li> <li>• Motion alarm</li> </ul> <p><b>Power Options</b></p> <ul style="list-style-type: none"> <li>• Diesel catalytic scrubber muffler</li> <li>• Low temperature cut-out module</li> <li>• Engine heater</li> <li>• 220V/50Hz or 110V/50Hz Generator for Big Deck Scissors</li> </ul> |

<sup>(1)</sup> Factory fit option only  
<sup>(2)</sup> Requires automatic levelling outriggers  
<sup>(3)</sup> Includes a first 2 years subscription



01/18 Part No. B109353UK